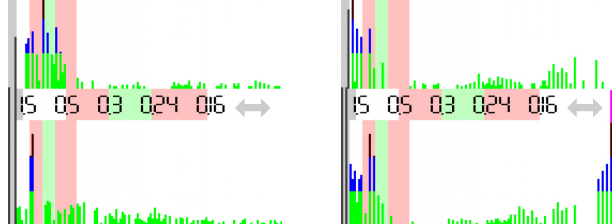
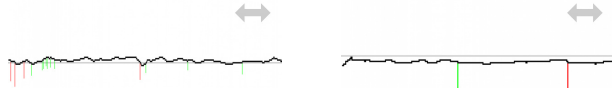
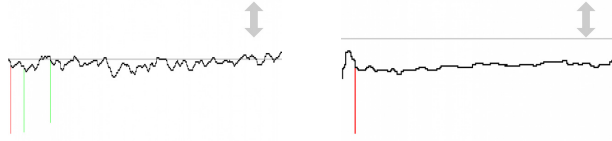
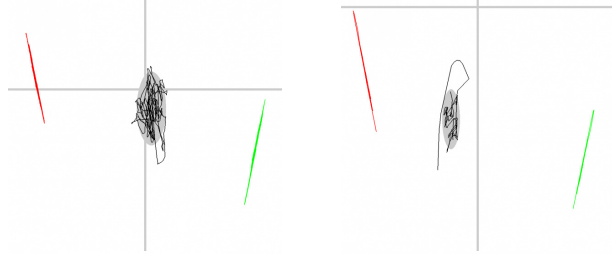



GRAPHICS



Name _____
 Measurement 2014-08-12 07:52
 EO - eyes open
 Measurement 2017-02-12 22:39
 EO - eyes open

Professional stamp

STATIC ANALYSIS

	Left	Right
Forefoot	25% > 23% (22)	23% > 17% (22)
Backfoot	24% < 29% (28)	28% < 31% (28)
Lateral side	49% < 52% (50)	51% > 48% (50)
Front side	48% > 40% (50)	52% < 60% (50)

DYNAMIC ANALYSIS

	Lateral side	Front side
Mean COP	0.91 > -3.89 cm	-2.76 > -16.32 cm
Standard deviation	1.06 > 0.64 cm	2.69 > 2.19 cm
Twist	161.00 < 193.00	° (180°)
Mean speed	0.44 > 0.35	cm/sec
Area	9.72 > 4.85	mm ² (EO<210, EC<638)
Romberg index	200%	(>100%)

Measurement 2014-08-12 07:52

test completo

Measurement 2017-02-12 22:39