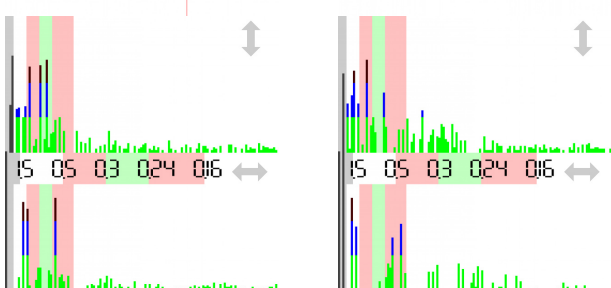
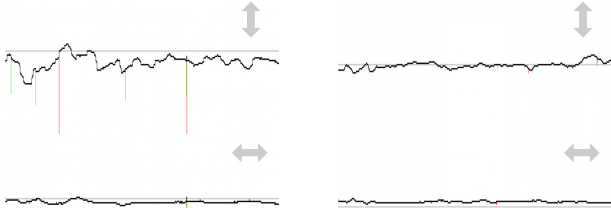
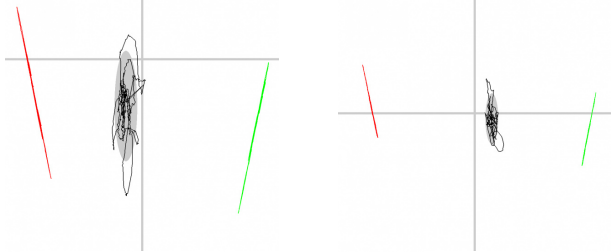
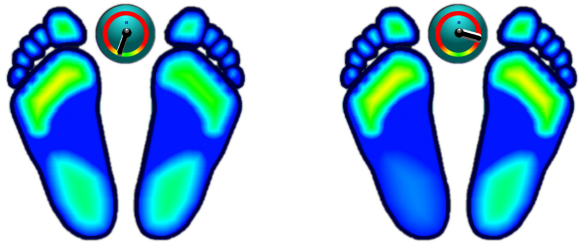


GRAPHICS



Name _____
 Measurement 2014-11-06 10:35
 EC - eyes closed
 Measurement 2015-10-13 07:16
 EO - eyes open

Professional stamp


STATIC ANALYSIS

	Left	Right
Forefoot	24% < 25% (22)	21% < 25% (22)
Backfoot	27% > 24% (28)	27% > 26% (28)
Lateral side	52% > 49% (50)	48% < 51% (50)
Front side	46% < 50% (50)	54% > 50% (50)

DYNAMIC ANALYSIS

	Lateral side	Front side
Mean COP	-2.40 < 2.51 cm	-6.82 < -0.75 cm
Standard deviation	0.83 > 0.47 cm	4.02 > 1.85 cm
Twist	199.00 > 106.00	° (180°)
Mean speed	0.81 > 0.34	cm/sec
Area	11.46 > 2.98	mm ² (EO<210, EC<638)
Romberg index	384%	(>100%)

Measurement 2014-11-06 10:35



Measurement 2015-10-13 07:16

