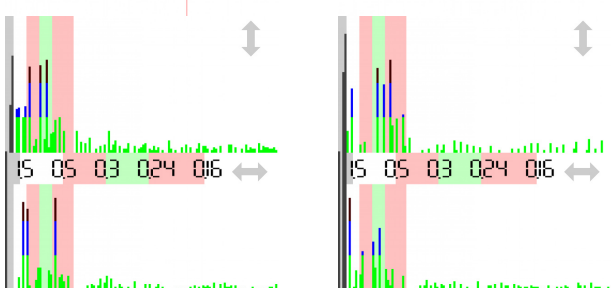
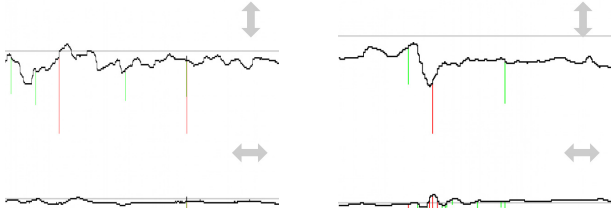
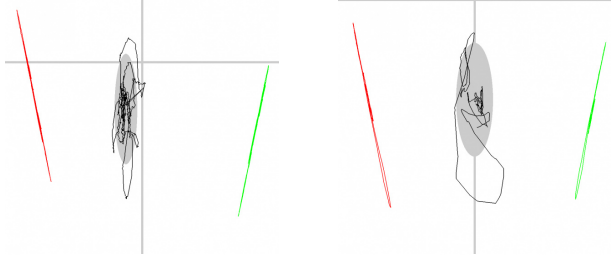



GRAPHICS



Name _____
 Measurement 2014-11-06 10:35
 EC - eyes closed
 Measurement 2015-03-08 09:03
 EO - eyes open

Professional stamp

STATIC ANALYSIS

	Left	Right
Forefoot	24% > 21% (22)	21% > 20% (22)
Backfoot	27% < 29% (28)	27% < 30% (28)
Lateral side	52% > 50% (50)	48% < 50% (50)
	Front	Back
Front side	46% > 41% (50)	54% < 59% (50)

DYNAMIC ANALYSIS

	Lateral side	Front side
Mean COP	-2.40 < 0.00 cm	-6.82 > -14.50 cm
Standard deviation	0.83 < 1.34 cm	4.02 < 4.15 cm
Twist	199.00 > 180.00	° (180°)
Mean speed	0.81 > 0.45	cm/sec
Area	11.46 < 19.06	mm ² (EO<210, EC<638)
Romberg index	60%	(>100%)

Measurement 2014-11-06 10:35



Measurement 2015-03-08 09:03

piegato