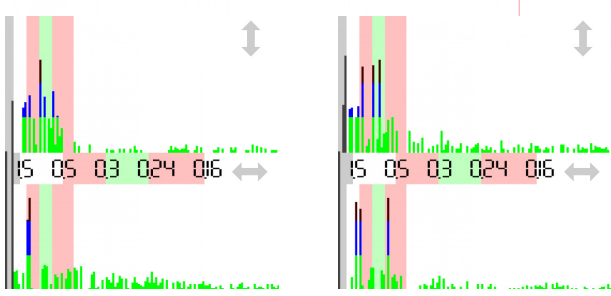
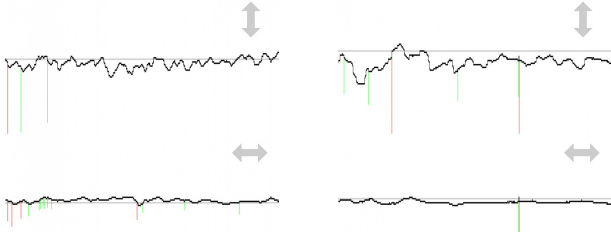
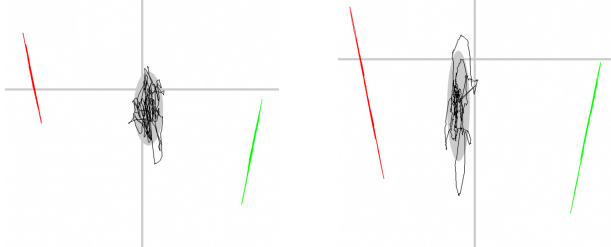
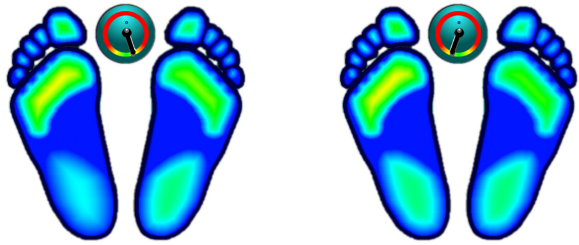


GRAPHICS



Name _____
 Measurement 2014-08-12 07:52
 EO - eyes open
 Measurement 2014-11-06 10:35
 EC - eyes closed

Professional stamp

STATIC ANALYSIS

	Left	Right
Forefoot	25% > 24% (22)	23% > 21% (22)
Backfoot	24% < 27% (28)	28% > 27% (28)
Lateral side	49% < 52% (50)	51% > 48% (50)
	Front	Back
Front side	48% > 46% (50)	52% < 54% (50)

DYNAMIC ANALYSIS

	Lateral side	Front side
Mean COP	0.91 > -2.40 cm	-2.76 > -6.82 cm
Standard deviation	1.06 > 0.83 cm	2.69 < 4.02 cm
Twist	161.00 < 199.00	° (180°)
Mean speed	0.44 < 0.81	cm/sec
Area	9.72 < 11.46	mm ² (EO<210, EC<638)
Romberg index	84%	(>100%)

Measurement 2014-08-12 07:52

test completo

Measurement 2014-11-06 10:35