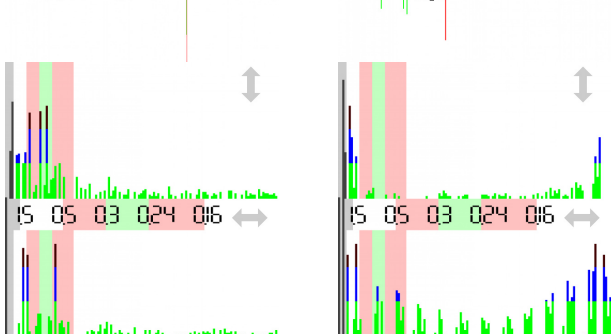
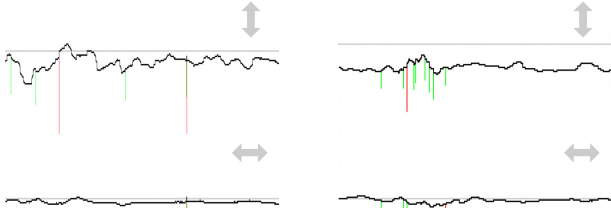
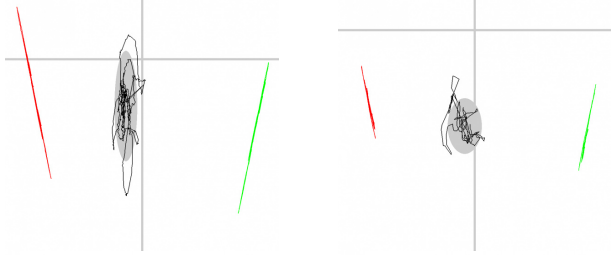


GRAPHICS



Name _____
 Measurement 2014-11-06 10:35
 EC - eyes closed
 Measurement 2015-03-08 08:01
 EO - eyes open

Professional stamp

STATIC ANALYSIS

	Left	Right
Forefoot	24% > 22% (22)	21% > 20% (22)
Backfoot	27% < 29% (28)	27% < 30% (28)
Lateral side	52% > 51% (50)	48% < 49% (50)
	Front	Back
Front side	46% > 42% (50)	54% < 58% (50)

DYNAMIC ANALYSIS

	Lateral side	Front side
Mean COP	-2.40 < -1.46 cm	-6.82 > -13.97 cm
Standard deviation	0.83 < 1.25 cm	4.02 > 2.03 cm
Twist	199.00 > 185.00	° (180°)
Mean speed	0.81 > 0.39	cm/sec
Area	11.46 > 8.69	mm ² (EO<210, EC<638)
Romberg index	131%	(>100%)

Measurement 2014-11-06 10:35



Measurement 2015-03-08 08:01

