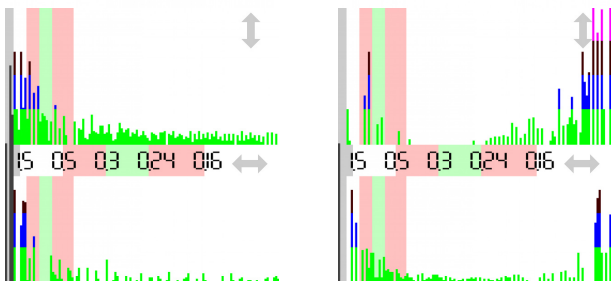
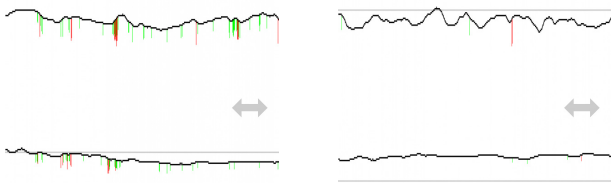
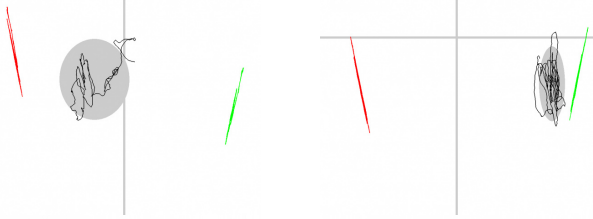
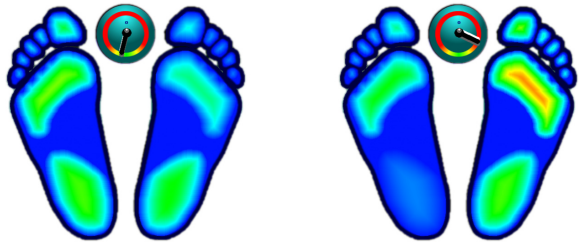


GRAPHICS



Name _____
 Measurement 2016-10-18 19:42
 EO - eyes open
 Measurement 2017-06-25 21:03
 EC - eyes closed

Professional stamp

STATIC ANALYSIS

	Left	Right
Forefoot	23% > 18% (22)	17% < 27% (22)
Backfoot	30% > 23% (28)	30% < 31% (28)
Lateral side	53% > 42% (50)	47% < 58% (50)
Front side	40% < 46% (50)	60% > 54% (50)

DYNAMIC ANALYSIS

	Lateral side	Front side
Mean COP	-4.34 < 13.92 cm	-16.45 < -6.70 cm
Standard deviation	2.54 > 0.95 cm	2.94 > 2.73 cm
Twist	194.00 > 115.00	° (180°)
Mean speed	0.34 < 0.54	cm/sec
Area	25.48 > 8.91	mm ² (EO<210, EC<638)
Romberg index	285%	(>100%)

Measurement 2016-10-18 19:42



Measurement 2017-06-25 21:03

