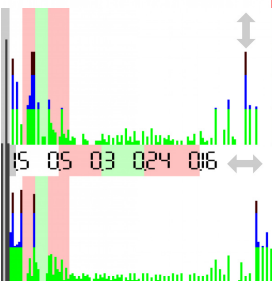
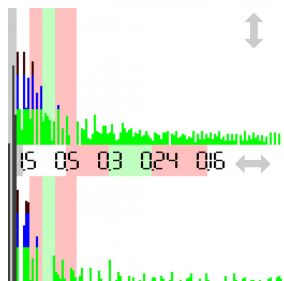
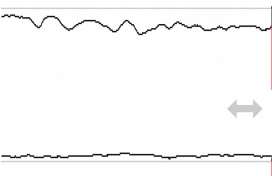
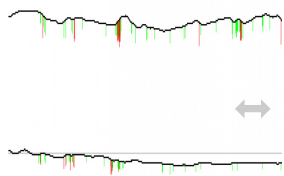


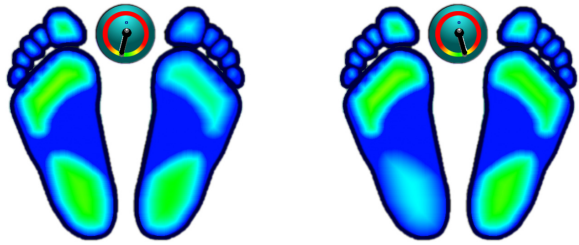


GRAPHICS



Name _____
 Measurement 2016-10-18 19:42
 EO - eyes open
 Measurement 2016-12-31 07:40
 EO - eyes open

Professional stamp

STATIC ANALYSIS

	Left	Right
Forefoot	23% = 23% (22)	17% < 21% (22)
Backfoot	30% > 25% (28)	30% < 31% (28)
Lateral side	53% > 48% (50)	47% < 52% (50)
	Front	Back
Front side	40% < 44% (50)	60% > 56% (50)

DYNAMIC ANALYSIS

	Lateral side	Front side
Mean COP	-4.34 < 2.85 cm	-16.45 < -10.01 cm
Standard deviation	2.54 > 0.64 cm	2.94 > 2.90 cm
Twist	194.00 > 164.00	° (180°)
Mean speed	0.34 < 0.42	cm/sec
Area	25.48 > 6.35	mm ² (EO<210, EC<638)
Romberg index	401%	(>100%)

Measurement 2016-10-18 19:42



Measurement 2016-12-31 07:40

test veloce