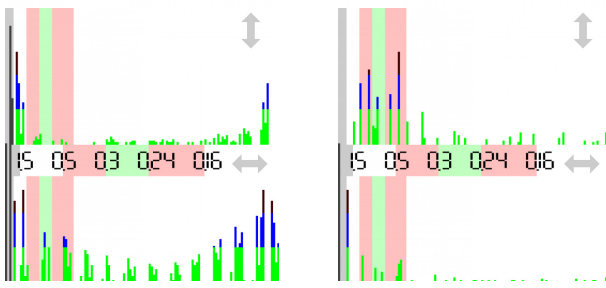
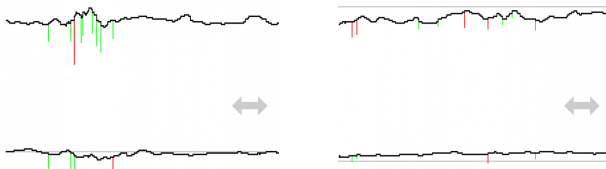

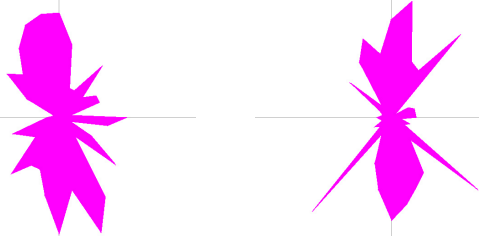
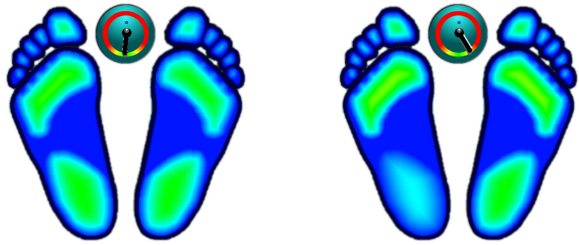


GRAPHICS



Name _____
 Measurement 2015-03-08 08:01
 EO - eyes open
 Measurement 2015-10-12 18:41
 EO - eyes open

Professional stamp


STATIC ANALYSIS

	Left	Right
Forefoot	22% = 22% (22)	20% < 24% (22)
Backfoot	29% > 26% (28)	30% > 28% (28)
Lateral side	51% > 48% (50)	49% < 52% (50)
	Front	Back
Front side	42% < 46% (50)	58% > 54% (50)

DYNAMIC ANALYSIS

	Lateral side	Front side
Mean COP	-1.46 < 3.94 cm	-13.97 < -6.67 cm
Standard deviation	1.25 > 0.77 cm	2.03 < 2.10 cm
Twist	185.00 > 149.00	° (180°)
Mean speed	0.39 > 0.28	cm/sec
Area	8.69 > 5.55	mm ² (EO<210, EC<638)
Romberg index	156%	(>100%)

Measurement 2015-03-08 08:01



Measurement 2015-10-12 18:41

senza guardare