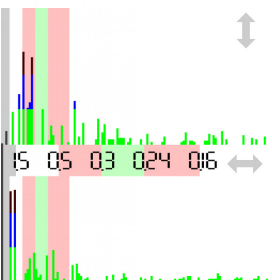
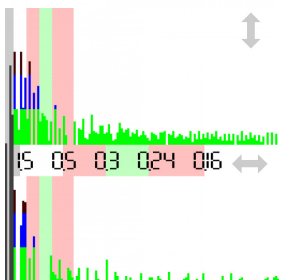
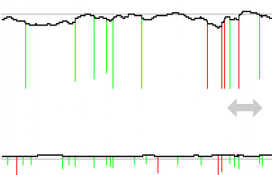
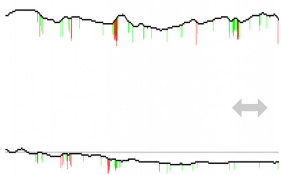
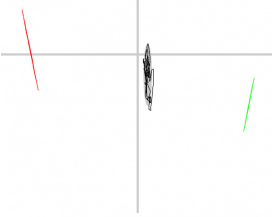
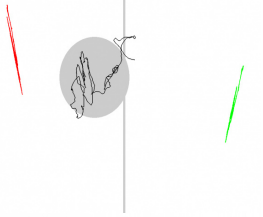
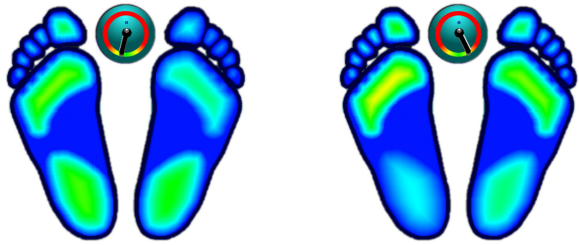


GRAPHICS



Name _____
 Measurement 2016-10-18 19:42
 EO - eyes open
 Measurement 2016-12-01 18:04
 EO - eyes open

Professional stamp


STATIC ANALYSIS

	Left	Right
Forefoot	23% < 25% (22)	17% < 23% (22)
Backfoot	30% > 24% (28)	30% > 27% (28)
Lateral side	53% > 49% (50)	47% < 51% (50)
	Front	Back
Front side	40% < 48% (50)	60% > 52% (50)

DYNAMIC ANALYSIS

	Lateral side	Front side
Mean COP	-4.34 < 1.45 cm	-16.45 < -2.94 cm
Standard deviation	2.54 > 0.31 cm	2.94 > 2.28 cm
Twist	194.00 > 153.00	° (180°)
Mean speed	0.34 > 0.28	cm/sec
Area	25.48 > 2.45	mm ² (EO<210, EC<638)
Romberg index	1040%	(>100%)

Measurement 2016-10-18 19:42



Measurement 2016-12-01 18:04

secondo