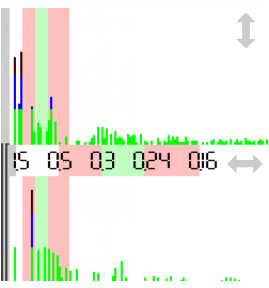
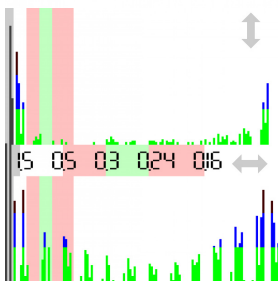
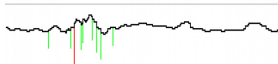
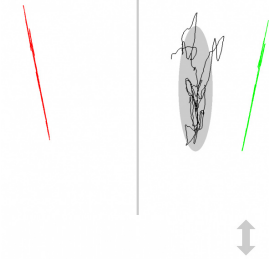
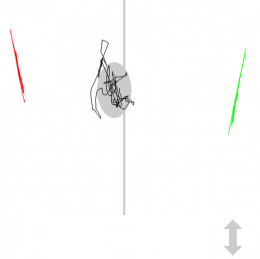


GRAPHICS



Name _____
 Measurement 2015-03-08 08:01
 EO - eyes open
 Measurement 2016-09-22 14:17
 EC - eyes closed

Professional stamp

STATIC ANALYSIS

	Left	Right
Forefoot	22% > 18% (22)	20% < 23% (22)
Backfoot	29% > 26% (28)	30% < 32% (28)
Lateral side	51% > 45% (50)	49% < 55% (50)
	Front	Back
Front side	42% > 41% (50)	58% < 59% (50)

DYNAMIC ANALYSIS

	Lateral side	Front side
Mean COP	-1.46 < 8.45 cm	-13.97 < -13.80 cm
Standard deviation	1.25 = 1.25 cm	2.03 < 4.56 cm
Twist	185.00 > 148.00	° (180°)
Mean speed	0.39 < 0.56	cm/sec
Area	8.69 < 19.54	mm ² (EO<210, EC<638)
Romberg index	44%	(>100%)

Measurement 2015-03-08 08:01



Measurement 2016-09-22 14:17

