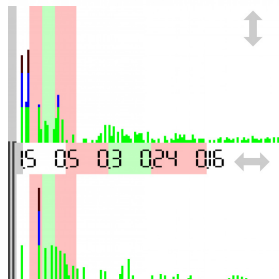
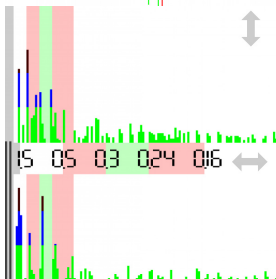
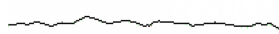
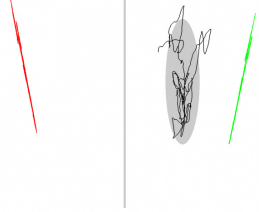
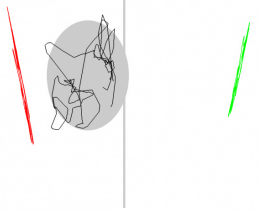


GRAPHICS



Name _____
 Measurement 2014-06-20 10:04
 ECR - eyes closed retroverted
 Measurement 2016-09-22 14:17
 EC - eyes closed

Professional stamp

STATIC ANALYSIS

	Left	Right
Forefoot	20% > 18% (22)	18% < 23% (22)
Backfoot	33% > 26% (28)	29% < 32% (28)
Lateral side	53% > 45% (50)	47% < 55% (50)
	Front	Back
Front side	38% < 41% (50)	62% > 59% (50)

DYNAMIC ANALYSIS

	Lateral side	Front side
Mean COP	-5.28 < 8.45 cm	-19.65 < -13.80 cm
Standard deviation	2.99 > 1.25 cm	4.00 < 4.56 cm
Twist	195.00 > 148.00	° (180°)
Mean speed	0.61 > 0.56	cm/sec
Area	40.81 > 19.54	mm ² (EO<210, EC<638)
Romberg index	208%	(>100%)

Measurement 2014-06-20 10:04

?test

Measurement 2016-09-22 14:17