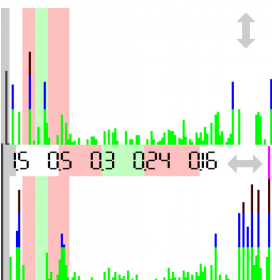
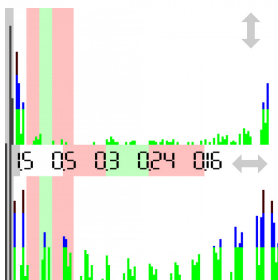
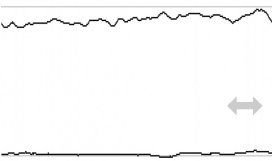
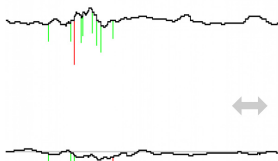
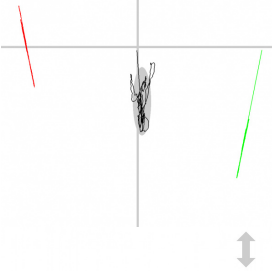
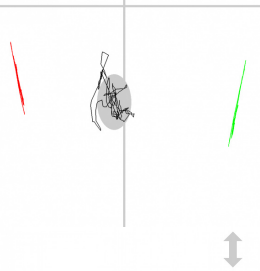

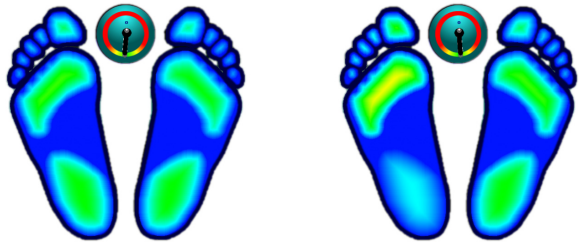


GRAPHICS



Name _____
 Measurement 2015-03-08 08:01
 EO - eyes open
 Measurement 2016-12-31 16:09
 EO - eyes open

Professional stamp

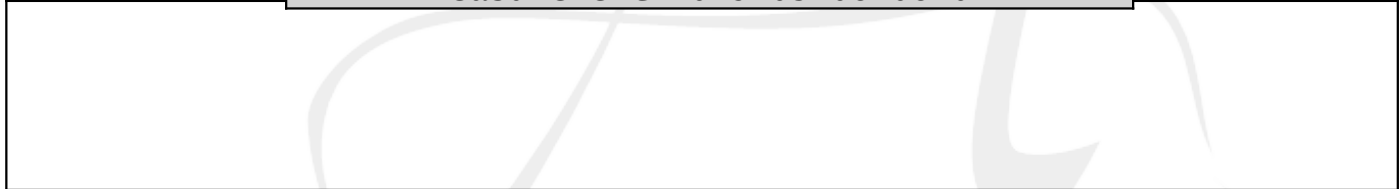
STATIC ANALYSIS

	Left	Right
Forefoot	22% < 25% (22)	20% < 21% (22)
Backfoot	29% > 25% (28)	30% = 30% (28)
Lateral side	51% > 50% (50)	49% < 50% (50)
	Front	Back
Front side	42% < 45% (50)	58% > 55% (50)

DYNAMIC ANALYSIS

	Lateral side	Front side
Mean COP	-1.46 < 0.62 cm	-13.97 < -7.86 cm
Standard deviation	1.25 > 0.66 cm	2.03 < 2.48 cm
Twist	185.00 > 175.00	° (180°)
Mean speed	0.39 = 0.39	cm/sec
Area	8.69 > 5.63	mm ² (EO<210, EC<638)
Romberg index	154%	(>100%)

Measurement 2015-03-08 08:01



Measurement 2016-12-31 16:09

