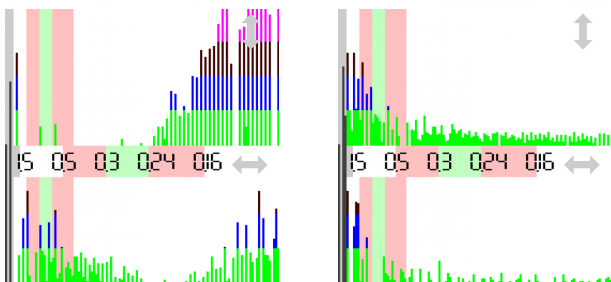
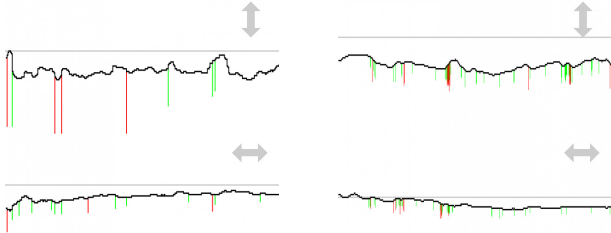




GRAPHICS



Name _____
 Measurement 2014-06-21 17:40
 EO - eyes open
 Measurement 2016-10-18 19:42
 EO - eyes open

Professional stamp

STATIC ANALYSIS

	Left	Right
Forefoot	23% = 23% (22)	19% > 17% (22)
Backfoot	31% > 30% (28)	26% < 30% (28)
Lateral side	54% > 53% (50)	46% < 47% (50)
Front side	43% > 40% (50)	57% < 60% (50)

DYNAMIC ANALYSIS

	Lateral side	Front side
Mean COP	-7.06 < -4.34 cm	-12.04 > -16.45 cm
Standard deviation	2.18 < 2.54 cm	3.27 > 2.94 cm
Twist	210.00 > 194.00	° (180°)
Mean speed	0.58 > 0.34	cm/sec
Area	24.33 < 25.48	mm ² (EO<210, EC<638)
Romberg index	95%	(>100%)

Measurement 2014-06-21 17:40

FFT alta - X alta

Measurement 2016-10-18 19:42