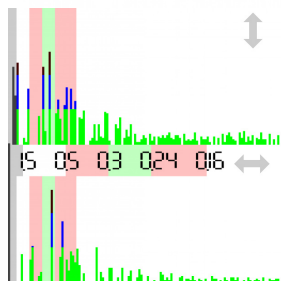
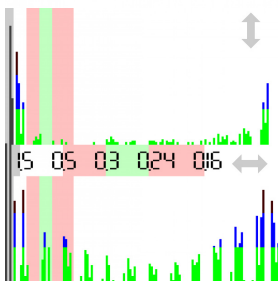
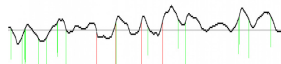
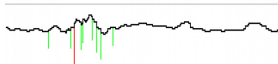
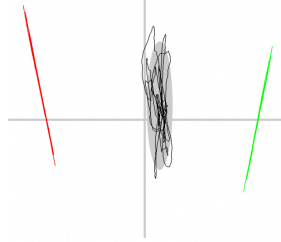
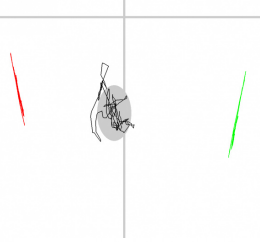
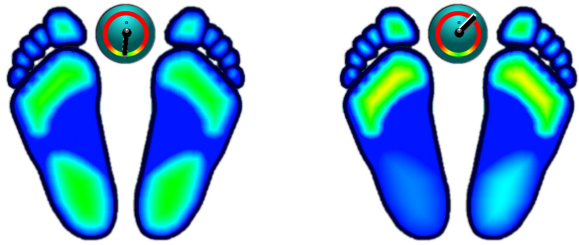


GRAPHICS



Name _____
 Measurement 2015-03-08 08:01
 EO - eyes open
 Measurement 2016-10-17 00:08
 EC - eyes closed

Professional stamp


STATIC ANALYSIS

	Left	Right
Forefoot	22% < 26% (22)	20% < 25% (22)
Backfoot	29% > 23% (28)	30% > 26% (28)
Lateral side	51% > 49% (50)	49% < 51% (50)
	Front	Back
Front side	42% < 51% (50)	58% > 49% (50)

DYNAMIC ANALYSIS

	Lateral side	Front side
Mean COP	-1.46 < 2.18 cm	-13.97 < 2.08 cm
Standard deviation	1.25 > 0.94 cm	2.03 < 4.68 cm
Twist	185.00 > 46.00	° (180°)
Mean speed	0.39 < 0.88	cm/sec
Area	8.69 < 15.02	mm ² (EO<210, EC<638)
Romberg index	57%	(>100%)

Measurement 2015-03-08 08:01



Measurement 2016-10-17 00:08

