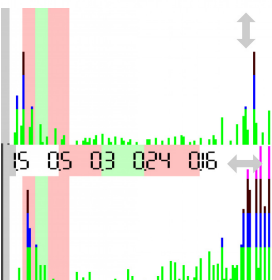
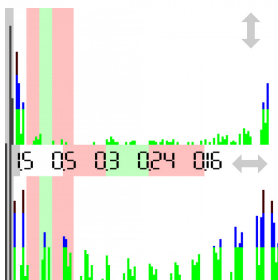
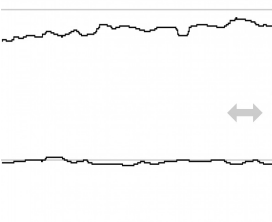
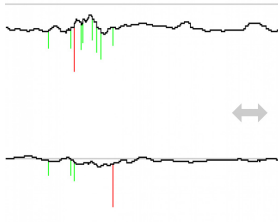
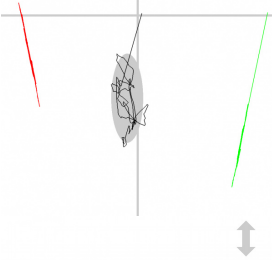
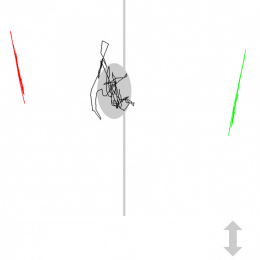

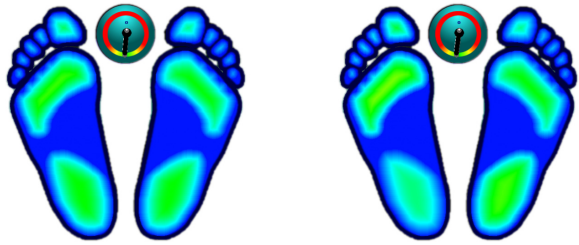


GRAPHICS



Name _____
 Measurement 2015-03-08 08:01
 EO - eyes open
 Measurement 2017-02-12 22:16
 EO - eyes open

Professional stamp

STATIC ANALYSIS

	Left	Right
Forefoot	22% < 24% (22)	20% > 19% (22)
Backfoot	29% > 27% (28)	30% = 30% (28)
Lateral side	51% = 51% (50)	49% = 49% (50)
	Front	Back
Front side	42% < 43% (50)	58% > 57% (50)

DYNAMIC ANALYSIS

	Lateral side	Front side
Mean COP	-1.46 > -1.53 cm	-13.97 < -12.06 cm
Standard deviation	1.25 > 1.16 cm	2.03 < 3.24 cm
Twist	185.00 < 187.00	° (180°)
Mean speed	0.39 > 0.35	cm/sec
Area	8.69 < 12.86	mm ² (EO<210, EC<638)
Romberg index	67%	(>100%)

Measurement 2015-03-08 08:01



Measurement 2017-02-12 22:16

