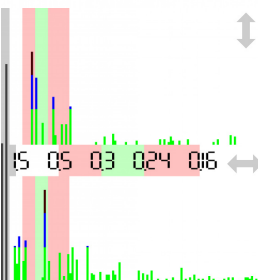
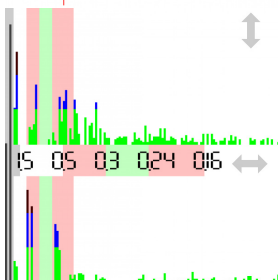
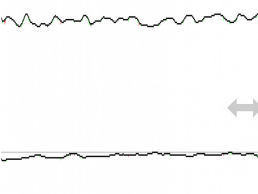
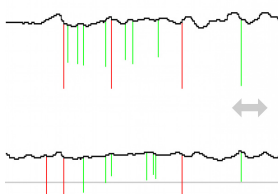



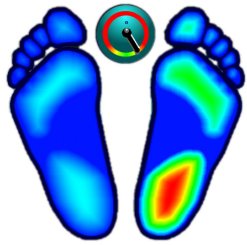


GRAPHICS



Name _____
 Measurement 2014-06-20 03:10
 EC - eyes closed
 Measurement 2015-10-13 07:25
 EO - eyes open

Professional stamp

STATIC ANALYSIS

	Left	Right
Forefoot	15% < 22% (22)	20% > 19% (22)
Backfoot	26% < 29% (28)	40% > 30% (28)
Lateral side	41% < 51% (50)	59% > 49% (50)
Front side	34% < 41% (50)	66% > 59% (50)

DYNAMIC ANALYSIS

	Lateral side	Front side
Mean COP	15.20 > -2.29 cm	-25.00 < -14.87 cm
Standard deviation	1.17 > 0.99 cm	2.02 > 1.97 cm
Twist	148.00 < 188.00	° (180°)
Mean speed	0.41 < 0.48	cm/sec
Area	8.08 > 6.65	mm ² (EO<210, EC<638)
Romberg index	121%	(>100%)

Measurement 2014-06-20 03:10

?breve - x fuori grafico

Measurement 2015-10-13 07:25