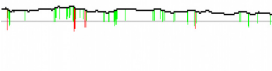
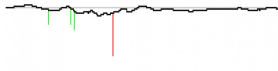
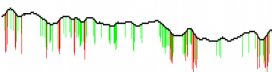
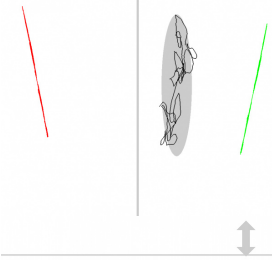
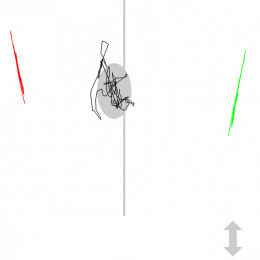


GRAPHICS



Name _____
 Measurement 2015-03-08 08:01
 EO - eyes open
 Measurement 2016-10-18 19:54
 EC - eyes closed

Professional stamp

STATIC ANALYSIS

	Left	Right
Forefoot	22% > 18% (22)	20% < 21% (22)
Backfoot	29% > 28% (28)	30% < 33% (28)
Lateral side	51% > 46% (50)	49% < 54% (50)
Front side	42% > 39% (50)	58% < 61% (50)

DYNAMIC ANALYSIS

	Lateral side	Front side
Mean COP	-1.46 < 5.70 cm	-13.97 > -18.13 cm
Standard deviation	1.25 > 1.11 cm	2.03 < 5.16 cm
Twist	185.00 > 162.00	° (180°)
Mean speed	0.39 < 0.46	cm/sec
Area	8.69 < 19.59	mm ² (EO<210, EC<638)
Romberg index	44%	(>100%)

Measurement 2015-03-08 08:01

Measurement 2016-10-18 19:54