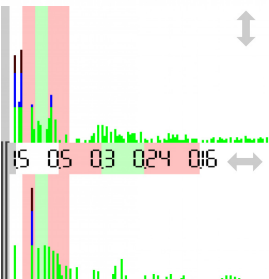
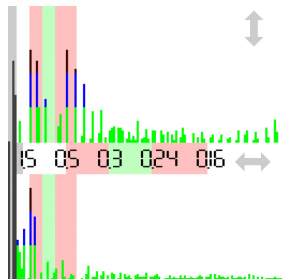
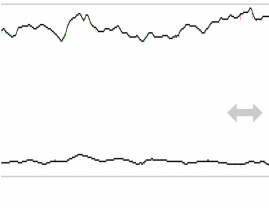
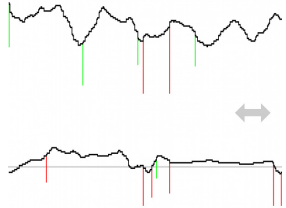

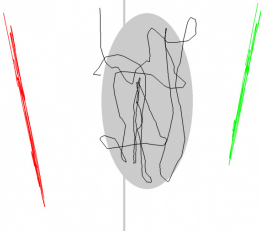

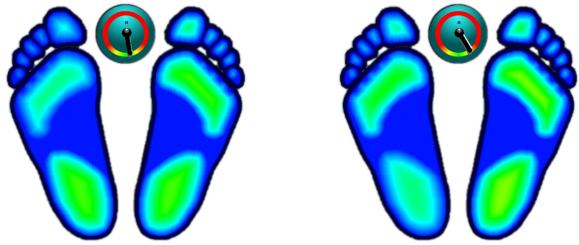


GRAPHICS



Name _____
 Measurement 2015-03-08 08:35
 EO - eyes open
 Measurement 2016-09-22 14:17
 EC - eyes closed

Professional stamp

STATIC ANALYSIS

	Left	Right
Forefoot	17% < 18% (22)	20% < 23% (22)
Backfoot	31% > 26% (28)	32% = 32% (28)
Lateral side	48% > 45% (50)	52% < 55% (50)
Front side	37% < 41% (50)	63% > 59% (50)

DYNAMIC ANALYSIS

	Lateral side	Front side
Mean COP	3.34 < 8.45 cm	-20.98 < -13.80 cm
Standard deviation	3.33 > 1.25 cm	6.41 > 4.56 cm
Twist	170.00 > 148.00	° (180°)
Mean speed	0.82 > 0.56	cm/sec
Area	72.69 > 19.54	mm ² (EO<210, EC<638)
Romberg index	372%	(>100%)

Measurement 2015-03-08 08:35

Measurement 2016-09-22 14:17