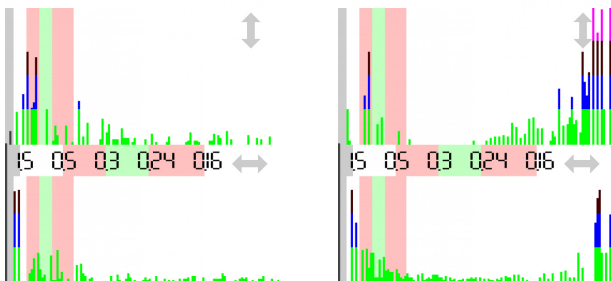
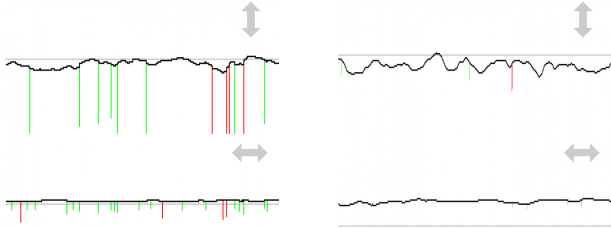
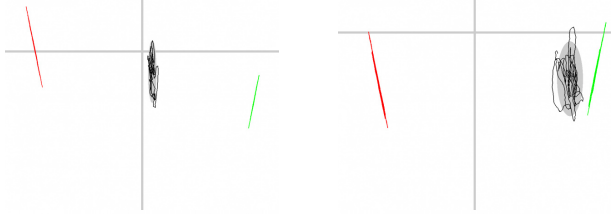


GRAFICI



Nome _____
 Test 2016-12-01 18:04
 OA - occhi aperti
 Test 2017-06-25 21:03
 OC - occhi chiusi

Timbro del professionista

ANALISI STATICA

	Sinistro	Destro
Avampiede	25% > 18% (22)	23% < 27% (22)
Retropiede	24% > 23% (28)	27% < 31% (28)
Latero-laterale	49% > 42% (50)	51% < 58% (50)
Cefalo-podalico	Anteriore 48% > 46% (50)	Posteriore 52% < 54% (50)

ANALISI DINAMICA

	Latero-laterale	Cefalo-podalico
COP medio	1.45 < 13.92 cm	-2.94 > -6.70 cm
Deviazione standard	0.31 < 0.95 cm	2.28 < 2.73 cm
Torsione	153.00 > 115.00	° (180°)
Velocità media	0.28 < 0.54	cm/sec
Area	2.45 < 8.91	mm ² (OA<210, OC<638)
Indice di Romberg	27%	(>100%)

Test 2016-12-01 18:04

secondo

Test 2017-06-25 21:03