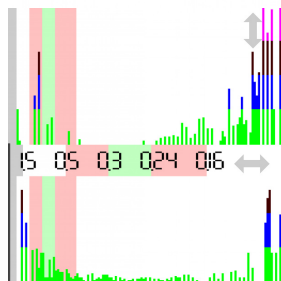
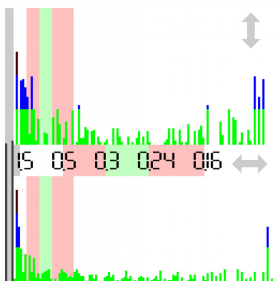

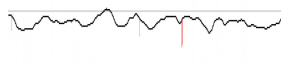
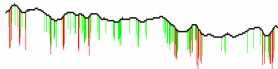
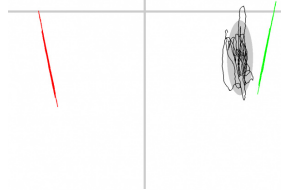
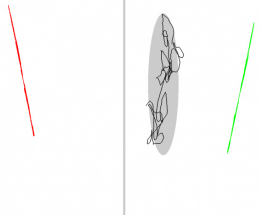
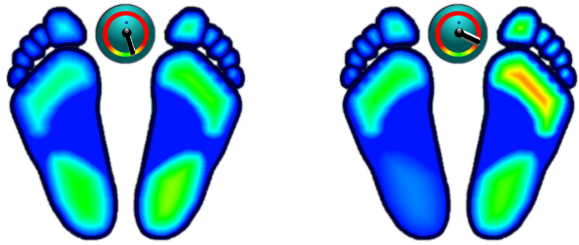


GRAPHICS



Name _____
 Measurement 2016-10-18 19:54
 EC - eyes closed
 Measurement 2017-06-25 21:03
 EC - eyes closed

Professional stamp

STATIC ANALYSIS

| | Left | Right |
|--------------|----------------|----------------|
| Forefoot | 18% = 18% (22) | 21% < 27% (22) |
| Backfoot | 28% > 23% (28) | 33% > 31% (28) |
| Lateral side | 46% > 42% (50) | 54% < 58% (50) |
| Front side | 39% < 46% (50) | 61% > 54% (50) |

DYNAMIC ANALYSIS

| | Lateral side | Front side |
|--------------------|-----------------|----------------------------------|
| Mean COP | 5.70 < 13.92 cm | -18.13 < -6.70 cm |
| Standard deviation | 1.11 > 0.95 cm | 5.16 > 2.73 cm |
| Twist | 162.00 > 115.00 | ° (180°) |
| Mean speed | 0.46 < 0.54 | cm/sec |
| Area | 19.59 > 8.91 | mm ² (EO<210, EC<638) |
| Romberg index | 219% | (>100%) |

Measurement 2016-10-18 19:54

Measurement 2017-06-25 21:03