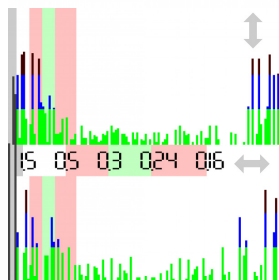
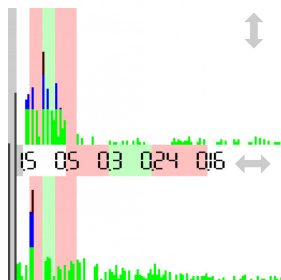
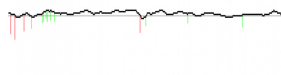
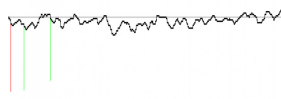
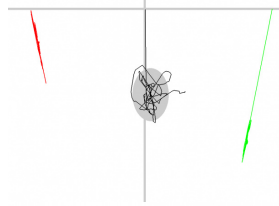
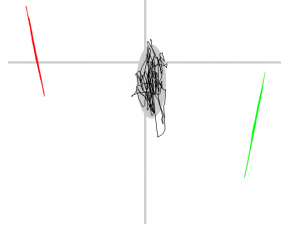



GRAPHICS



Name _____
 Measurement 2014-08-12 07:52
 EO - eyes open
 Measurement 2017-02-12 22:18
 EO - eyes open

Professional stamp

STATIC ANALYSIS

	Left	Right
Forefoot	25% > 23% (22)	23% > 19% (22)
Backfoot	24% < 26% (28)	28% < 31% (28)
Lateral side	49% = 49% (50)	51% = 51% (50)
	Front	Back
Front side	48% > 42% (50)	52% < 58% (50)

DYNAMIC ANALYSIS

	Lateral side	Front side
Mean COP	0.91 > 0.87 cm	-2.76 > -12.50 cm
Standard deviation	1.06 < 1.32 cm	2.69 > 1.92 cm
Twist	161.00 < 176.00	° (180°)
Mean speed	0.44 > 0.41	cm/sec
Area	9.72 > 8.69	mm ² (EO<210, EC<638)
Romberg index	111%	(>100%)

Measurement 2014-08-12 07:52

test completo

Measurement 2017-02-12 22:18