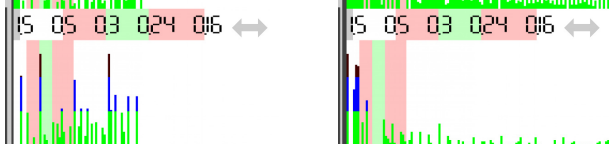
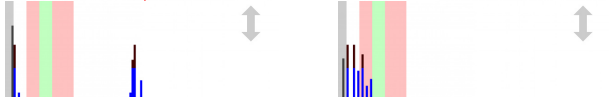
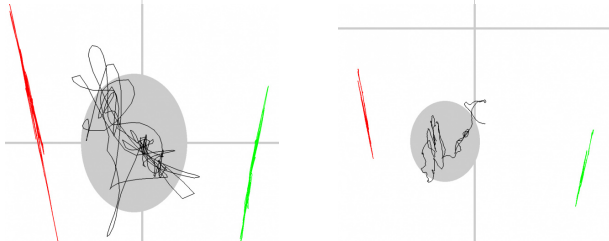

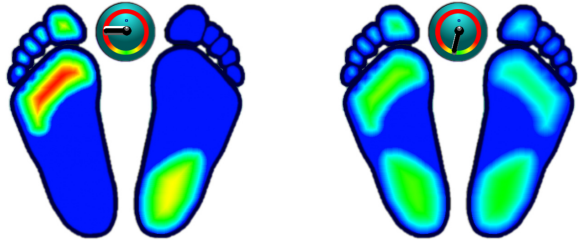


GRAPHICS



Name _____
 Measurement 2016-10-17 18:24
 EO - eyes open
 Measurement 2016-10-18 19:42
 EO - eyes open

Professional stamp


STATIC ANALYSIS

	Left	Right
Forefoot	41% > 23% (22)	9% < 17% (22)
Backfoot	14% < 30% (28)	36% > 30% (28)
Lateral side	55% > 53% (50)	45% < 47% (50)
	Front	Back
Front side	50% > 40% (50)	50% < 60% (50)

DYNAMIC ANALYSIS

	Lateral side	Front side
Mean COP	-1.18 > -4.34 cm	0.00 > -16.45 cm
Standard deviation	3.87 > 2.54 cm	5.04 > 2.94 cm
Twist	270.00 > 194.00	° (180°)
Mean speed	3.65 > 0.34	cm/sec
Area	66.35 > 25.48	mm ² (EO<210, EC<638)
Romberg index	260%	(>100%)

Measurement 2016-10-17 18:24



Measurement 2016-10-18 19:42

