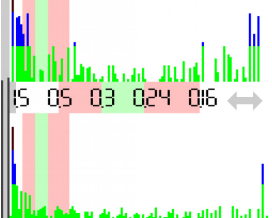
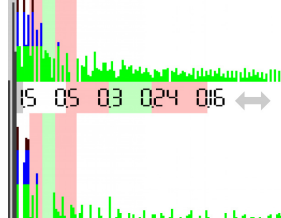
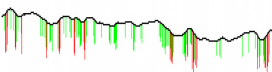
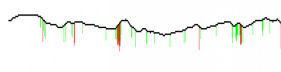
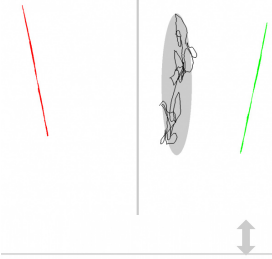

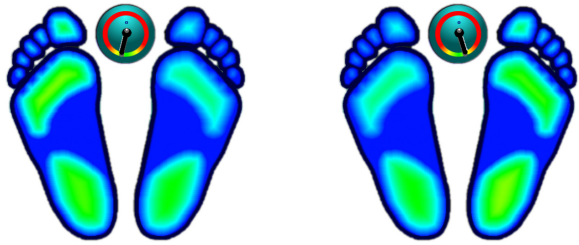


GRAPHICS



Name _____
 Measurement 2016-10-18 19:42
 EO - eyes open
 Measurement 2016-10-18 19:54
 EC - eyes closed

Professional stamp

STATIC ANALYSIS

	Left	Right
Forefoot	23% > 18% (22)	17% < 21% (22)
Backfoot	30% > 28% (28)	30% < 33% (28)
Lateral side	53% > 46% (50)	47% < 54% (50)
Front side	40% > 39% (50)	60% < 61% (50)

DYNAMIC ANALYSIS

	Lateral side	Front side
Mean COP	-4.34 < 5.70 cm	-16.45 > -18.13 cm
Standard deviation	2.54 > 1.11 cm	2.94 < 5.16 cm
Twist	194.00 > 162.00	° (180°)
Mean speed	0.34 < 0.46	cm/sec
Area	25.48 > 19.59	mm ² (EO<210, EC<638)
Romberg index	130%	(>100%)

Measurement 2016-10-18 19:42

Measurement 2016-10-18 19:54