
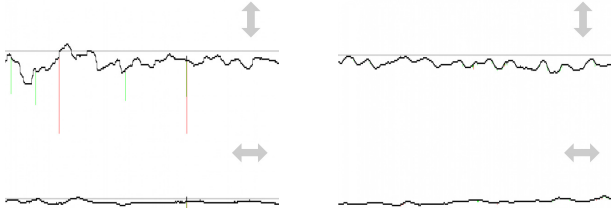

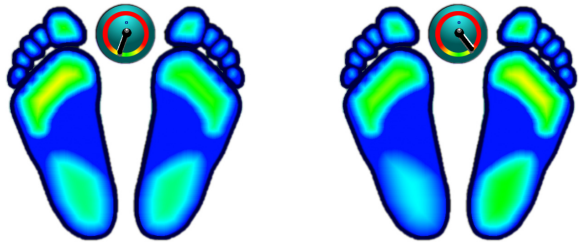


GRAPHICS



Name _____
 Measurement 2014-11-06 10:35
 EC - eyes closed
 Measurement 2015-10-13 07:23
 EO - eyes open

Professional stamp


STATIC ANALYSIS

	Left	Right
Forefoot	24% > 23% (22)	21% < 24% (22)
Backfoot	27% > 25% (28)	27% < 28% (28)
Lateral side	52% > 48% (50)	48% < 52% (50)
	Front	Back
Front side	46% < 47% (50)	54% > 53% (50)

DYNAMIC ANALYSIS

	Lateral side	Front side
Mean COP	-2.40 < 4.09 cm	-6.82 < -5.59 cm
Standard deviation	0.83 < 1.16 cm	4.02 > 2.22 cm
Twist	199.00 > 143.00	° (180°)
Mean speed	0.81 > 0.46	cm/sec
Area	11.46 > 8.83	mm ² (EO<210, EC<638)
Romberg index	129%	(>100%)

Measurement 2014-11-06 10:35



Measurement 2015-10-13 07:23

