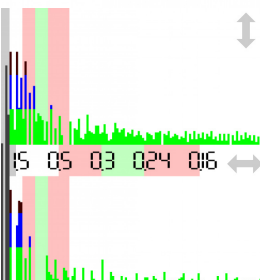
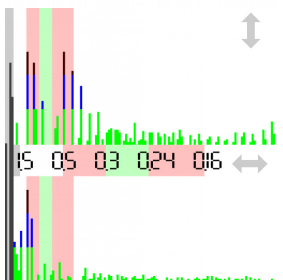
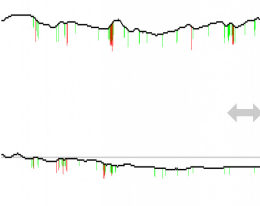
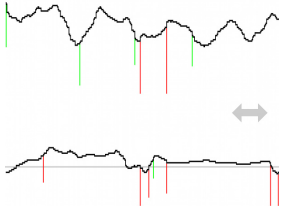
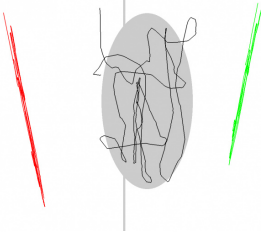


GRAPHICS



Name _____
 Measurement 2015-03-08 08:35
 EO - eyes open
 Measurement 2016-10-18 19:42
 EO - eyes open

Professional stamp


STATIC ANALYSIS

	Left	Right
Forefoot	17% < 23% (22)	20% > 17% (22)
Backfoot	31% > 30% (28)	32% > 30% (28)
Lateral side	48% < 53% (50)	52% > 47% (50)
	Front	Back
Front side	37% < 40% (50)	63% > 60% (50)

DYNAMIC ANALYSIS

	Lateral side	Front side
Mean COP	3.34 > -4.34 cm	-20.98 < -16.45 cm
Standard deviation	3.33 > 2.54 cm	6.41 > 2.94 cm
Twist	170.00 < 194.00	° (180°)
Mean speed	0.82 > 0.34	cm/sec
Area	72.69 > 25.48	mm ² (EO<210, EC<638)
Romberg index	285%	(>100%)

Measurement 2015-03-08 08:35



Measurement 2016-10-18 19:42

