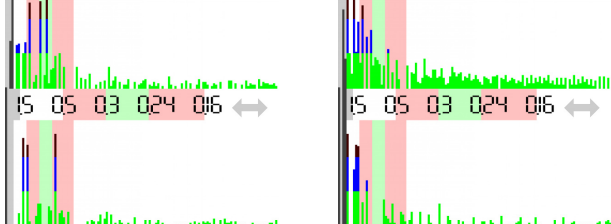
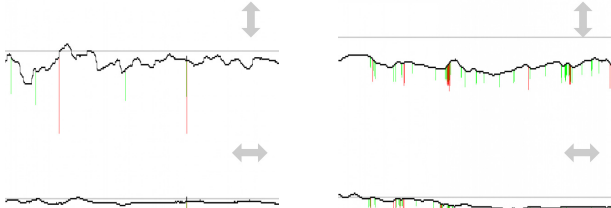
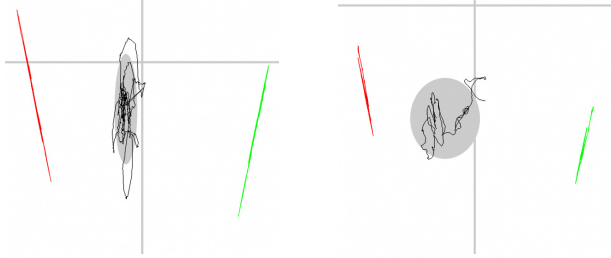


GRAPHICS



Name _____
 Measurement 2014-11-06 10:35
 EC - eyes closed
 Measurement 2016-10-18 19:42
 EO - eyes open

Professional stamp


STATIC ANALYSIS

	Left	Right
Forefoot	24% > 23% (22)	21% > 17% (22)
Backfoot	27% < 30% (28)	27% < 30% (28)
Lateral side	52% < 53% (50)	48% > 47% (50)
Front side	46% > 40% (50)	54% < 60% (50)

DYNAMIC ANALYSIS

	Lateral side	Front side
Mean COP	-2.40 > -4.34 cm	-6.82 > -16.45 cm
Standard deviation	0.83 < 2.54 cm	4.02 > 2.94 cm
Twist	199.00 > 194.00	° (180°)
Mean speed	0.81 > 0.34	cm/sec
Area	11.46 < 25.48	mm ² (EO<210, EC<638)
Romberg index	44%	(>100%)

Measurement 2014-11-06 10:35



Measurement 2016-10-18 19:42

