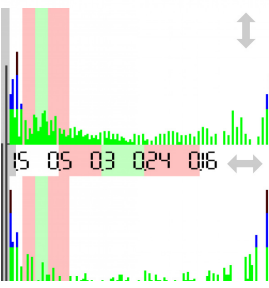
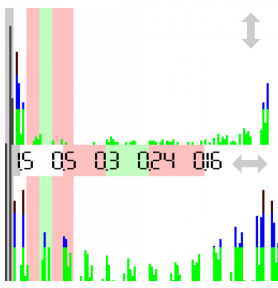
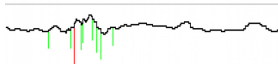
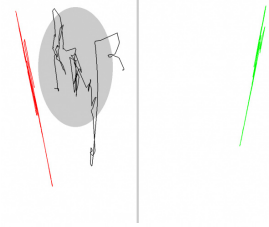
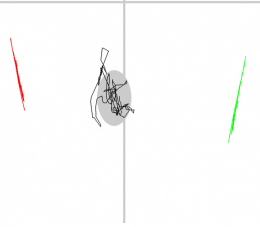
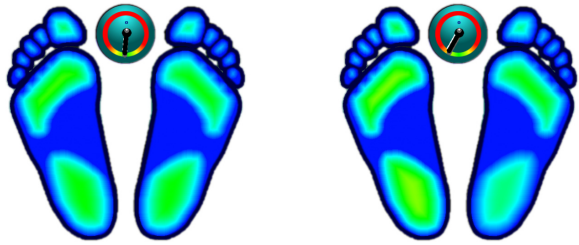


GRAPHICS



Name _____
 Measurement 2015-03-08 08:01
 EO - eyes open
 Measurement 2016-12-31 06:30
 EO - eyes open

Professional stamp

STATIC ANALYSIS

	Left	Right
Forefoot	22% = 22% (22)	20% > 18% (22)
Backfoot	29% < 33% (28)	30% > 26% (28)
Lateral side	51% < 56% (50)	49% > 44% (50)
	Front	Back
Front side	42% > 40% (50)	58% < 60% (50)

DYNAMIC ANALYSIS

	Lateral side	Front side
Mean COP	-1.46 > -9.11 cm	-13.97 > -15.85 cm
Standard deviation	1.25 < 2.72 cm	2.03 < 4.36 cm
Twist	185.00 < 209.00	° (180°)
Mean speed	0.39 < 0.54	cm/sec
Area	8.69 < 40.42	mm ² (EO<210, EC<638)
Romberg index	21%	(>100%)

Measurement 2015-03-08 08:01



Measurement 2016-12-31 06:30

