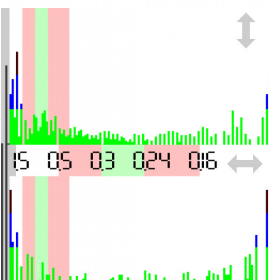
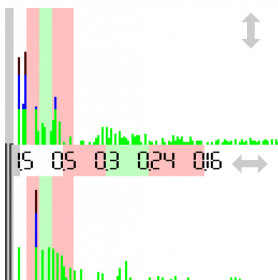
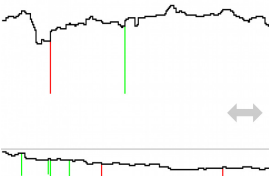
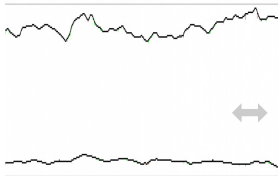
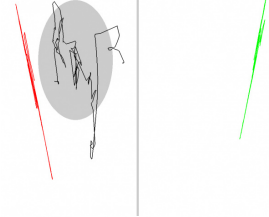
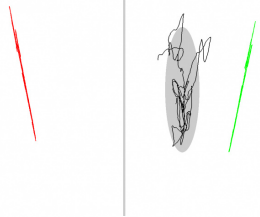


GRAPHICS



Name _____
 Measurement 2016-09-22 14:17
 EC - eyes closed
 Measurement 2016-12-31 06:30
 EO - eyes open

Professional stamp

STATIC ANALYSIS

	Left	Right
Forefoot	18% < 22% (22)	23% > 18% (22)
Backfoot	26% < 33% (28)	32% > 26% (28)
Lateral side	45% < 56% (50)	55% > 44% (50)
	Front	Back
Front side	41% > 40% (50)	59% < 60% (50)

DYNAMIC ANALYSIS

	Lateral side	Front side
Mean COP	8.45 > -9.11 cm	-13.80 > -15.85 cm
Standard deviation	1.25 < 2.72 cm	4.56 > 4.36 cm
Twist	148.00 < 209.00	° (180°)
Mean speed	0.56 > 0.54	cm/sec
Area	19.54 < 40.42	mm ² (EO<210, EC<638)
Romberg index	48%	(>100%)

Measurement 2016-09-22 14:17



Measurement 2016-12-31 06:30

