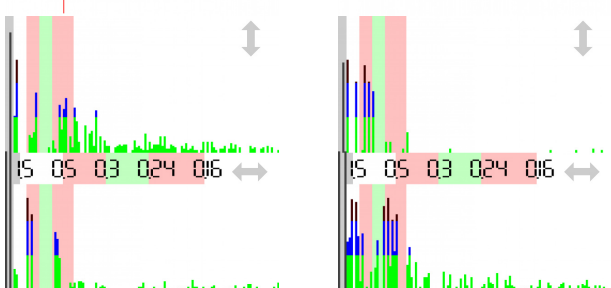
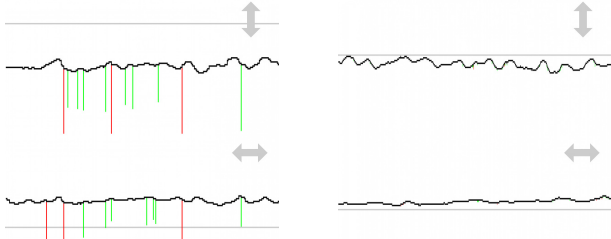
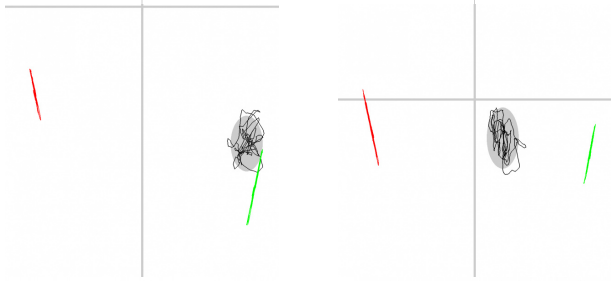

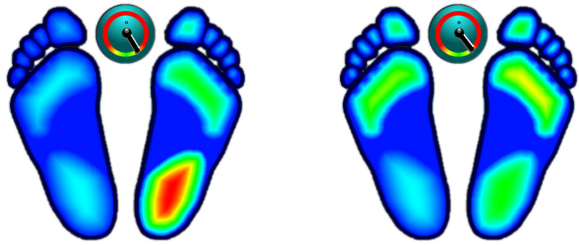


GRAPHICS



Name _____
 Measurement 2014-06-20 03:10
 EC - eyes closed
 Measurement 2015-10-13 07:23
 EO - eyes open

Professional stamp

STATIC ANALYSIS

	Left	Right
Forefoot	15% < 23% (22)	20% < 24% (22)
Backfoot	26% > 25% (28)	40% > 28% (28)
Lateral side	41% < 48% (50)	59% > 52% (50)
Front side	34% < 47% (50)	66% > 53% (50)

DYNAMIC ANALYSIS

	Lateral side	Front side
Mean COP	15.20 > 4.09 cm	-25.00 < -5.59 cm
Standard deviation	1.17 > 1.16 cm	2.02 < 2.22 cm
Twist	148.00 > 143.00	° (180°)
Mean speed	0.41 < 0.46	cm/sec
Area	8.08 < 8.83	mm ² (EO<210, EC<638)
Romberg index	91%	(>100%)

Measurement 2014-06-20 03:10

?breve - x fuori grafico

Measurement 2015-10-13 07:23