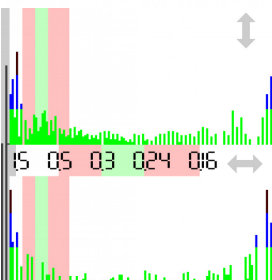
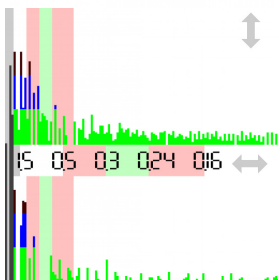
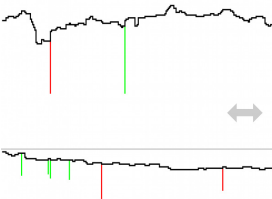
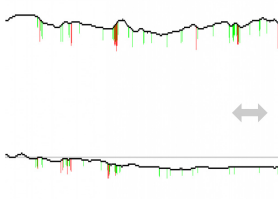
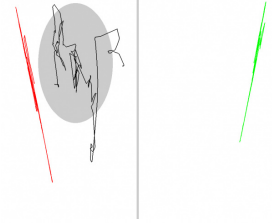
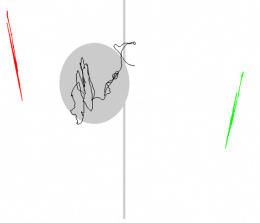
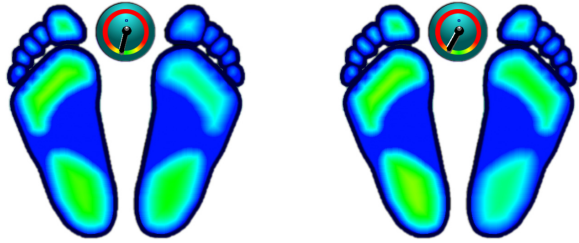


GRAPHICS



Name _____
 Measurement 2016-10-18 19:42
 EO - eyes open
 Measurement 2016-12-31 07:11
 EO - eyes open

Professional stamp


STATIC ANALYSIS

	Left	Right
Forefoot	23% > 22% (22)	17% < 18% (22)
Backfoot	30% < 33% (28)	30% > 26% (28)
Lateral side	53% < 56% (50)	47% > 44% (50)
Front side	40% = 40% (50)	60% = 60% (50)

DYNAMIC ANALYSIS

	Lateral side	Front side
Mean COP	-4.34 > -9.11 cm	-16.45 < -15.85 cm
Standard deviation	2.54 < 2.72 cm	2.94 < 4.36 cm
Twist	194.00 < 209.00	° (180°)
Mean speed	0.34 < 0.54	cm/sec
Area	25.48 < 40.42	mm ² (EO<210, EC<638)
Romberg index	63%	(>100%)

Measurement 2016-10-18 19:42



Measurement 2016-12-31 07:11

