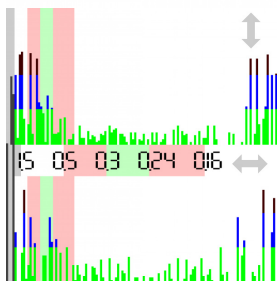
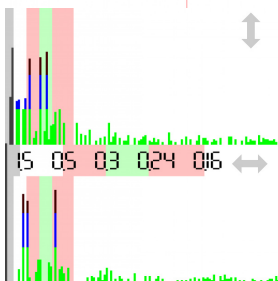
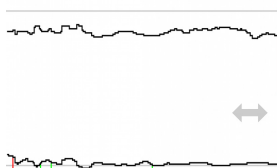
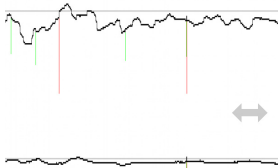
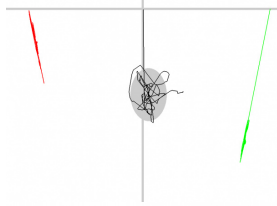
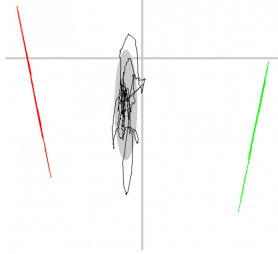



GRAPHICS



Name _____
 Measurement 2014-11-06 10:35
 EC - eyes closed
 Measurement 2017-02-12 22:18
 EO - eyes open

Professional stamp

STATIC ANALYSIS

	Left	Right
Forefoot	24% > 23% (22)	21% > 19% (22)
Backfoot	27% > 26% (28)	27% < 31% (28)
Lateral side	52% > 49% (50)	48% < 51% (50)
Front side	46% > 42% (50)	54% < 58% (50)

DYNAMIC ANALYSIS

	Lateral side	Front side
Mean COP	-2.40 < 0.87 cm	-6.82 > -12.50 cm
Standard deviation	0.83 < 1.32 cm	4.02 > 1.92 cm
Twist	199.00 > 176.00	° (180°)
Mean speed	0.81 > 0.41	cm/sec
Area	11.46 > 8.69	mm ² (EO<210, EC<638)
Romberg index	131%	(>100%)

Measurement 2014-11-06 10:35

Measurement 2017-02-12 22:18