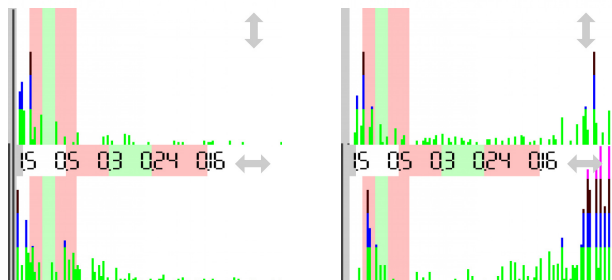
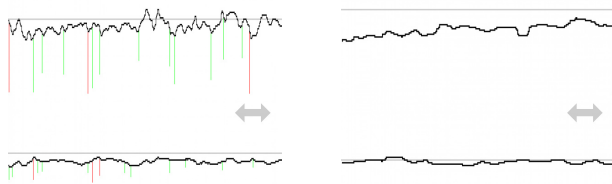
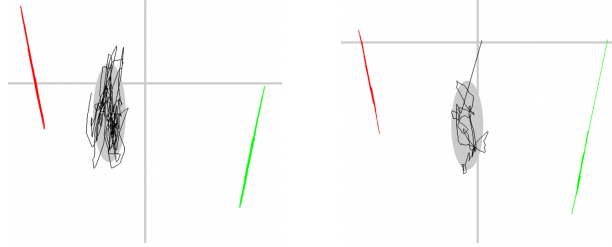
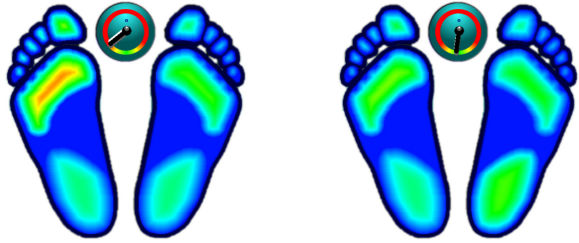


GRAPHICS



Name _____
 Measurement 2014-08-12 07:54
 EC - eyes closed
 Measurement 2017-02-12 22:16
 EO - eyes open

Professional stamp

STATIC ANALYSIS

	Left	Right
Forefoot	27% > 24% (22)	21% > 19% (22)
Backfoot	26% < 27% (28)	26% < 30% (28)
Lateral side	53% > 51% (50)	47% < 49% (50)
Front side	47% > 43% (50)	53% < 57% (50)

DYNAMIC ANALYSIS

	Lateral side	Front side
Mean COP	-5.24 < -1.53 cm	-4.28 > -12.06 cm
Standard deviation	1.19 > 1.16 cm	3.61 > 3.24 cm
Twist	230.00 > 187.00	° (180°)
Mean speed	0.63 > 0.35	cm/sec
Area	14.73 > 12.86	mm ² (EO<210, EC<638)
Romberg index	114%	(>100%)

Measurement 2014-08-12 07:54

test completo

Measurement 2017-02-12 22:16