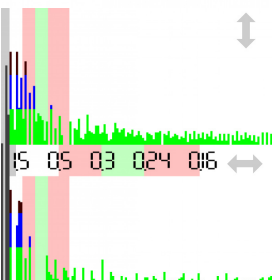
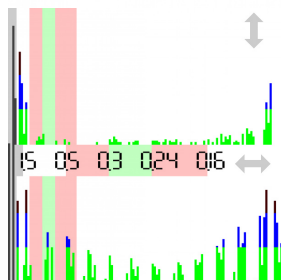
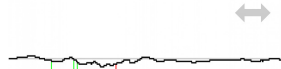
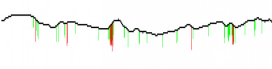
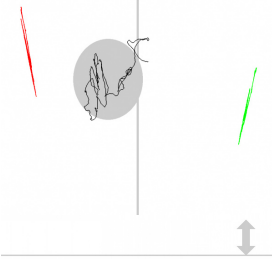
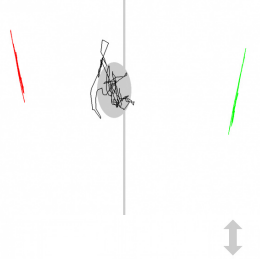


GRAPHICS



Name _____
 Measurement 2015-03-08 08:01
 EO - eyes open
 Measurement 2016-10-18 19:42
 EO - eyes open

Professional stamp

STATIC ANALYSIS

	Left	Right
Forefoot	22% < 23% (22)	20% > 17% (22)
Backfoot	29% < 30% (28)	30% = 30% (28)
Lateral side	51% < 53% (50)	49% > 47% (50)
Front side	42% > 40% (50)	58% < 60% (50)

DYNAMIC ANALYSIS

	Lateral side	Front side
Mean COP	-1.46 > -4.34 cm	-13.97 > -16.45 cm
Standard deviation	1.25 < 2.54 cm	2.03 < 2.94 cm
Twist	185.00 < 194.00	° (180°)
Mean speed	0.39 > 0.34	cm/sec
Area	8.69 < 25.48	mm ² (EO<210, EC<638)
Romberg index	34%	(>100%)

Measurement 2015-03-08 08:01

Measurement 2016-10-18 19:42